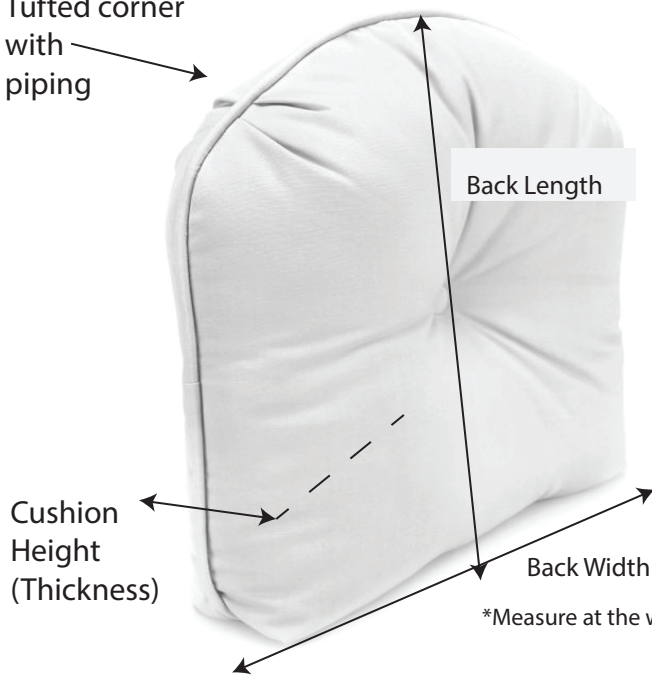


How to Measure:

Boxed Edge and Seat Back

All our measurements are width x length x height (thickness)

Tufted corner
with
piping



Seat Back with Button

When measuring a seat back cushion it is important to make sure you are taking your measurement from the tallest point.

Measure from the top of the cushion to the bottom to find the back length.

The width of the cushion is obtained by measuring from side to side at widest point.

Measure height(thickness) at center from highest point.

*Cushion thickness varies on type of furniture as well as personal preference

Boxed Edge Cushion

When measuring a boxed edge cushion, it is important to make sure you are getting the correct length of the cushion; the loft at the fullest point.

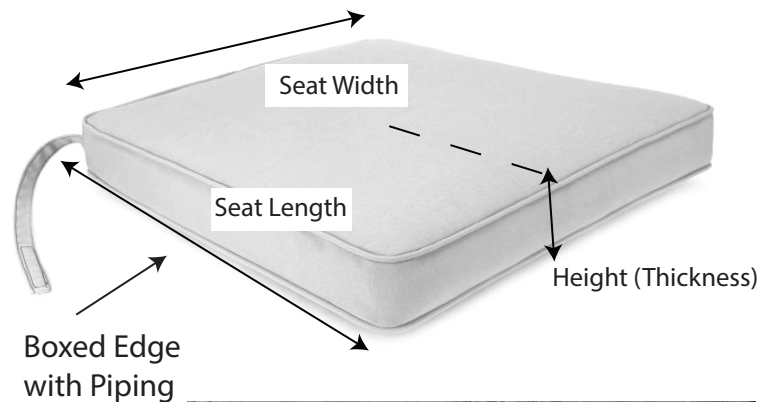
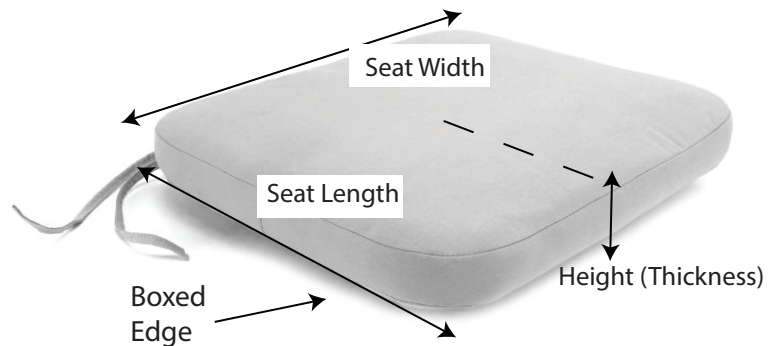
The width of the cushion is obtained by measuring from side to side at widest point.

Measure from the top to bottom for the Seat Length.

Measure from right to left for the Seat Width.

**For the thickness, do NOT measure seam to seam or welt to welt. Measure the loft.

*Cushion thickness varies on type of furniture as well as personal preference



Important Tips

- Measure your existing furniture. When measuring your outdoor furniture, try to imagine the cushion in place if no cushion is available. Old cushions tend to spread out over time and may not provide you with accurate measurements.
- When measuring existing cushions, DO NOT smash the cushion down while measuring
- For most accurate results use a firm tape measure rather than a flexible measuring tape

Note: 2 piece Seat and Back. Be sure to allow for height of seat cushion that the back cushion will sit on.

Example

